




COM 261/ENG 260 Project Directions for Latinx interviews Spring 2019

Project 2

Recording the story of a Cedar Crest Community member

We will assign students to CCC volunteer interviewees in class. When you know who you will be interviewing, you should use the interview protocols we will have discussed to set up an interview and handle paperwork and follow-up (e.g., [Statement of Purpose and Consent form](#)  and [Interview Project Release form](#) ). Use the [Abbreviated Life-Story Interview worksheet](#)  to guide your development of interview questions.

Complete your interview (recording it to your phone or audio recorder) **no later than 2/22**; by class time on 2/25, you should have done some editing of the interview, using Audacity, to highlight a “story.”

Please upload these three items to this course link:

- **Full interview audio file.** This file should be the recording of the complete interview. Remember that we're trying to preserve full interviews not only for archival purposes, but also so that we always have an "original" file to return to, should we need to fix an editing mistake OR use other material in the final story, which we'll only know as we work on that final story.
- **A "rough cut" audio file.** This file will include the needed "time/date/consent" stamp that we discussed, but otherwise will include interviewee dialogue only, not the interviewer's questions and remarks. In this file, you should include the segments from the full interview that you want to work with for the polished final project. You may choose to reorder those sections in Audacity to create a clearer story skeleton.
- **A roughly two-page discussion of the interview experience.** Include anything you would do differently next time, and an explanation of the editing choices you made to your recording, and why.

We will talk in class about the process of creating final polished versions of our interviews, which we would also hope to feature at the end-of-semester exhibit, tentatively titled "Narrating Stories of Ourselves and Our Community: Being a Latinx Woman." When we have those interviews, you'll be uploading them to our shared Canvas site as directed.

Grading expectations for Project 2

This project is intended to give you additional practice in conducting and recording an interview. You should now be more familiar with interview protocols and will demonstrate a more polished ability--though perhaps still developing skill--to frame the interview appropriately and engage the interviewee. You will also be doing some preliminary editing of the interview. A successful completion of this assignment will demonstrate the following:

- Following directions: A complete audio transcript of the interview saved in one of the specified files is uploaded by the assignment's due-date, along with a rough cut version and a reflection as described in the assignment.
- Adhering to best practice: The interview demonstrates that you have approached your interview with intentionality (preparation will be evident in your formal correspondence/contact with your interviewee; in your attention to handling the appropriate paperwork before and after as well as getting verbal permission to complete the interview; in the questions and follow-ups you ask during

the interview; and in your wrap-up commentary with your interviewee). You must turn in a fully completed project statement/consent form and interview project release form in class on 2/25.

- Technical and "soft skill" development: We should be able to note progress in your approach to interviewing, based upon the critiques of your previous work you and the class have shared. The audio transcript of the full interview demonstrates that you have sought to engage your interviewee with empathy (evidence of listening carefully, asking follow-up questions that respond to what has already been said, and treating the interviewee with respect and thanking her/him/them for sharing her/his/their gift of their story). In addition, the rough cut story version demonstrates your ability to apply class discussions of editing to highlight story kernels and edit out extraneous noises.
- Thoughtfulness and engagement: The reflection demonstrates that you are continuing to incorporate class conversations and advice into your work.

Project 3

For this project, you may choose to create a story of Miranda Alvarez, Tatiana Diaz, or, with approval from your professor, your Project 1 interviewee, if she is Latinx.

Working with the audio file of the interview of your chosen interviewee, use Audacity to create a 2-5 minute (6 minutes max) audio story from that interview. Your goal is to present your chosen interviewee as a Latinx woman to the listener as authentically, naturally, and completely as possible, using her voice to form your audio's narrative.

While you will have been present for the interview itself and so will have already heard your interviewee's responses, listen again to the entire interview before beginning your editing work. You will want to highlight the moments from that interview that seem to you to "tell a story" about your interviewee and use these audio moments to create your narrative about her. Be sure, however, not to "speak for," nor misrepresent, nor oversimplify the person through your creation of her audio story.

Upload your final edited audio story, saved as an MP3 file, to Microsoft Stream, as you will be directed in class. We're using a platform that both classes will have access to, so that we can review everyone's stories together. Each of you may find a different story to tell about the questions and answers we all will have heard. We'll discuss the choices you made and their impact on the story you chose to tell.

Grading expectations for Project 3:

A successful completion of this assignment will demonstrate the following:

- Following directions: A final edited story, saved as an MP3 file, is uploaded as directed by the due date.
- Technical development: We should be able to note progress in your ability to use Audacity to create an audio story from a full-length audio interview. For this assignment, we will use the Audio Podcast Rubric uploaded to Canvas to evaluate your story, since we are asking for a final edited version.

Your completed Project #3 story may be submitted at any point from March 18th to April 15th, depending upon your story subject and your own schedule.

Project #4

Project #4 consists of your audio/video story of a Latinx resident of the Lehigh Valley. Since you will have completed several other projects prior to this one, the expectations for what you will be doing should be clear. Refer to the directions for Project #3, above, if you need clarity about what your story should accomplish and what our grading expectations will be.

Here are the production due dates:

April 8th: Upload your complete interview file in WAV and MP3, or in MP4 format, to the Microsoft Stream folder. You should also upload an image of your interviewee, so make sure that you have taken a photo, minimum. (Please note that you will be submitting images of all of your interviewees and yourself, as well, by this date.)

April 15th: Rough cut of story due (please upload a WAV and MP3 version, if an audio)

April 22nd: Final story file due (please upload a WAV and MP3 version, if an audio). (Note that ALL final story files are due by this date, as noted on the revised syllabus.)